

## Maple Class Home Learning

Friday 18th February

Good morning everybody!

Enjoy your learning from home today 😊

### PHONICS

- Sing an alphabet song  
<https://www.youtube.com/watch?v=XC6wQQHo8uU>
- Revise the new sound: special friends 'ee'  
They always stand together in a word!

1) Log in to Espresso: Polly's Phonics 'ee'

*Username: student10899*

*Password: Orange*

2) Practise decoding words containing special friends 'ee' with Mr Thorne and Geraldine the giraffe!

<https://www.youtube.com/watch?v=9Ci0oEO8dXE>

Practise blending to read 'ee' words using Little Learners flashcards:

<https://www.youtube.com/watch?v=du3incCU6Xc>

- Now try:  
'Special Friends, Fred Talk, Say the Word'  
**keep, seem, feel, seed, beep, sheet, sheep, three, queen**

Now ask your adult to choose four words to read to you.

Can you 'Pinch the sounds and write the word'?

Remember your **entry strokes** on your letters!

Finally, can you read these sentences to your adult?

**He has a bee on his feet.**

**My jeep was stuck deep in the mud.**

- Finish with the Alphablocks!

<https://www.youtube.com/watch?v=F9oQmsGajmA>

### MATHS:

#### **Number recognition and ordering to 10 or 20**

(Choose the set of numbers which is most appropriate for your child)

Ask an adult to hide the numbers to 20 around your room, house or garden.  
See if you can find all 10/20 and place them in order.

**Extension:** Ask your adult to time you! How quickly can you find the numbers and order them?

**Support:** If there are any numbers you don't recognise, ask your adult to practise them as flashcards during half term until you recognise them straight away

#### **Finish by re-capping the different ways to show 10**

Join in with the song, 'I can show the number 10 in many ways'

<https://www.youtube.com/watch?v=0zVLWGali7g>

Now it's your turn! Have a look around your house:

Can you find me three different ways to show number 10?

WAKE & SHAKE: Cosmic Yoga 'Sonic the Hedgehog'













<https://www.youtube.com/watch?v=QM8NjfCfOg0>


END OF TERM FUN!

How many things can you find/name below?

# RAINBOW SCAVENGER HUNT

primary playground

-  Find something red.
-  Find something yellow.
-  Find something orange.
-  Find something green.
-  Find something blue.
-  Find something purple.
-  Name a fruit that is red.
-  Name an animal that is yellow.
-  Name a vegetable that is orange.
-  Name a plant that is green.
-  Name a flower that is purple.
-  Name something outside that is blue.



Have a lovely half term everybody!

Mrs Hall 😊

